

Kitchen Accessories

Pull-Out Pantry

Maximize your storage space with these functional pull-out pantries. Made of solid maple.



The 448TP pull-out pantry series is available in 4 widths and 3 heights. Includes a soft-closing system, a telescopic rear panel and an innovative adjustment system.

Finish: Maple



The 432TF tall filler organizer series is the perfect solution for narrow applications. No more lost storage space. Available in 2 heights. Includes a connecting plate for stacking 2 units (see picture).



Connecting Plate

FIG	CODE	DESCRIPTION	PRODUCT DIMENSIONS (WxDxH min. -max.)	CABINET DIMENSIONS	
				W (min. - max.)	H (min. - max.)
A	448TP4351	Pull-Out Wood Pantry	5" x 22" x 43 3/8"-51 7/8" (127 mm x 559 mm x 1102-1318 mm)	5 1/2"-6" (140-153 mm)	43 1/2"-51" (1105-1296 mm)
A	448TP5151	Pull-Out Wood Pantry	5" x 22" x 50 7/8"-59 3/8" (127 mm x 559 mm x 1293-1509 mm)	5 1/2"-6" (140-153 mm)	51"-58 1/2" (1296-1486 mm)
A	448TP5851	Pull-Out Wood Pantry	5" x 22" x 58 3/8"-66 7/8" (127 mm x 559 mm x 1483-1699 mm)	5 1/2"-6" (140-153 mm)	58 1/2"-66" (1486-1677 mm)
A	448TP4381	Pull-Out Wood Pantry	8" x 22" x 43 1/4"-51 13/16" (203 mm x 559 mm x 1099-1316 mm)	8 1/2"-9" (216-229 mm)	43 1/2"-51" (1105-1296 mm)
A	448TP5181	Pull-Out Wood Pantry	8" x 22" x 50 3/4"-59 5/16" (203 mm x 559 mm x 1289-1507 mm)	8 1/2"-9" (216-229 mm)	51"-58 1/2" (1296-1486 mm)
A	448TP5881	Pull-Out Wood Pantry	8" x 22" x 58 1/4"-66 13/16" (203 mm x 559 mm x 1480-1697 mm)	8 1/2"-9" (216-229 mm)	58 1/2"-66" (1486-1677 mm)
A	448TP43111	Pull-Out Wood Pantry	11" x 22" x 43 1/4"-51 13/16" (279 mm x 559 mm x 1099-1316 mm)	11 1/2"-12" (292-305 mm)	43 1/2"-51" (1105-1296 mm)
A	448TP51111	Pull-Out Wood Pantry	11" x 22" x 50 3/4"-59 5/16" (279 mm x 559 mm x 1289-1507 mm)	11 1/2"-12" (292-305 mm)	51"-58 1/2" (1296-1486 mm)
A	448TP58111	Pull-Out Wood Pantry	11" x 22" x 58 1/4"-66 13/16" (279 mm x 559 mm x 1480-1697 mm)	11 1/2"-12" (292-305 mm)	58 1/2"-66" (1486-1677 mm)
A	448TP43141	Pull-Out Wood Pantry	14" x 22" x 43 1/4"-51 13/16" (356 mm x 559 mm x 1099-1316 mm)	14 1/2"-15" (369-381 mm)	43 1/2"-51" (1105-1296 mm)
A	448TP51141	Pull-Out Wood Pantry	14" x 22" x 50 3/4"-59 5/16" (356 mm x 559 mm x 1289-1507 mm)	14 1/2"-15" (369-381 mm)	51"-58 1/2" (1296-1486 mm)
A	448TP58141	Pull-Out Wood Pantry	14" x 22" x 58 1/4"-66 13/16" (356 mm x 559 mm x 1480-1697 mm)	14 1/2"-15" (369-381 mm)	58 1/2"-66" (1486-1677 mm)
B	432TF396C	Tall Filler Organizer	6" x 23" x 38 1/2" (153 mm x 584 mm x 978 mm)		
B	432TF456C	Tall Filler Organizer	6" x 23" x 44 1/2" (153 mm x 584 mm x 1130 mm)		

LOAD RATING: A 250 lb (114 kg)
B 150 lb (68 kg)

Tip-Out Trays

These trays transform your drawer fronts into useful storage spaces.



Slim series sink front “Tip-Out” drawer. Perfect to hide sponges and scouring pads, keeping them easily accessible. Designed to accommodate minimum clearance openings for large sink applications.



Hinges and End Caps for “Slim” Tip-Out Trays



2 trays with hinges. Available in 11” (280 mm) and 14” (356 mm) lengths.



Stainless steel tip-out tray. Available in different lengths. Hinges not included (see G).



6551/6571 series: available in 2 lengths cut to your dimensions: 36” (914 mm) (a pair of hinges and end caps included) 72” (1829 mm) (hinges and end caps sold separately (see F and G).



FIG	CODE	DESCRIPTION	FINISHED	PRODUCT DIMENSIONS (WxDxH)
A	654130	Slim Tip-Out Tray 36” (914 mm) with Hinges and End Caps	White	36” x 1 11/16” x 3 15/16” (914mm x 42mm x 100mm)
B	65429730	Hinges and End Caps for “Slim” Tip-Out Trays	White	1 11/16” x 3 15/16” (42 mm x 100 mm)
C	65721130	2 Trays with Hinges 11” (280 mm)	White	11” x 2 1/8” x 3 13/16” (280 mm x 54mm x 97 mm)
C	65721430	2 Trays with Hinges 14” (356 mm)	White	14” x 2 1/8” x 3 13/16” (356mm x 54mm x 97 mm)
D	65811170	Stainless Steel Tip-Out Tray 11 1/4” (286 mm)	Stainless Steel	11 1/4” x 2 1/8” x 3” (286 mm x 54mm x 77 mm)
D	658114170	Stainless Steel Tip-Out Tray 14 1/4” (362 mm)	Stainless Steel	14 1/4” x 2 1/8” x 3” (362 mm x 54mm x 77 mm)
D	658116170	Stainless Steel Tip-Out Tray 16” (407 mm)	Stainless Steel	16” x 2 1/8” x 3” (407 mm x 54mm x 77 mm)
D	658119170	Stainless Steel Tip-Out Tray 19” (483 mm)	Stainless Steel	19” x 2 1/8” x 3” (483 mm x 54mm x 77 mm)
E	655130	Tip-Out Tray 36” (914 mm) with Hinges and End Caps	White	36” x 2 7/16” x 3 15/16” (914 mm x 62mm x 100mm)
E	65717230	Tip-Out Tray 72” (1829 mm) only	White	72” x 2 7/16” x 3 15/16” (1829 mm x 62mm x 100mm)
F	9730	Ends Caps and Screws	White	2 7/16” x 3 15/16” (62 mm x 100 mm)
G	655230	Hinges, End Caps and Adhesive	White	2 7/16” x 3 15/16” (62 mm x 100 mm)
G	65522G	Hinges for Tip-Out Trays	Zinc	1” x 1 3/4” x 3 13/16” (26 mm x 45 mm x 97 mm)

Drawers

Organize your drawers optimally, and you'll immediately find any item you need.



These utensil and knife dividers are simply inserted in your drawer. Made of solid maple, they are coated with a UV-treated finish. They can be custom-trimmed to fit, and can be combined into the same drawer space.



FIG	CODE	DESCRIPTION	FINISHED	PRODUCT DIMENSIONS (WxDxH)	Min. Trim. Dimensions (WxD)
A	4WCT1	Trimmable Wood Cutlery Tray	Maple	14 5/8" x 22" x 2 7/8" (371 mm x 559 mm x 73 mm)	8 1/4" x 15 1/2" (210mm x 394mm)
A	4WCT3	Trimmable Wood Cutlery Tray	Maple	20 5/8" x 22" x 2 7/8" (524 mm x 559 mm x 73 mm)	14 1/4" x 15 1/2" (362 mm x 394mm)
B	4WUT1	Trimmable Wood Utility Tray	Maple	18 1/2" x 22" x 2 7/8" (470 mm x 559 mm x 73 mm)	8 1/8" x 17" (206 mm x 432 mm)
B	4WUT3	Trimmable Wood Utility Tray	Maple	24" x 22" x 2 7/8" (610 mm x 559 mm x 73 mm)	12" x 17" (305 mm x 432 mm)
C	RV4WKB1	Trimmable Wood Knife Block Tray	Maple	18 1/2" x 22" x 2 3/8" (470 mm x 559 mm x 60 mm)	Trimmable tray can be customized

Base Units

Quickly access all your items with these pull-out systems.



Tri-Slide System

Door mounted wood pull-out with chrome, designed for base 9 and 12" (229 and 305 mm) cabinets. Features a "Tri-Slide" technology for complete stability and easy installation. Includes: adjustable door mount brackets providing up to 5" (127 mm) of flexibility for trouble-free installation on any door.



Spice rack that fits on top of N° 448BC8C or N° 448BC11C pull-out systems.



Base cabinet filler. Transform decorative fillers into functional storage pull-outs. Available in 3 and 6" (76 and 152 mm).



Door mounted chrome pull-out baskets. Features universal bracket for right or left hand mounting.

FIG	CODE	DESCRIPTION	FINISHED	PRODUCT DIMENSIONS (WxDxH)	LOAD RATING
A	448BC5C	Pull-Out Organizer 5" (127 mm)	Maple	5" x 22 1/2" x 25 1/2" (127 mm x 571 mm x 647 mm)	100 lb (45 kg)
A	448BC195C	Pull-Out Organizer 5" (127 mm)	Maple	5" x 19" x 25 1/2" (127 mm x 483 mm x 647 mm)	100 lb (45 kg)
A	448BC6C	Pull-Out Organizer 6 1/2" (165 mm)	Maple	6 1/2" x 22 1/2" x 25 1/2" (165 mm x 571 mm x 647 mm)	100 lb (45 kg)
A	448BC8C	Pull-Out Organizer 8" (202 mm)	Maple	8" x 22 1/2" x 25 1/2" (202 mm x 571 mm x 647 mm)	100 lb (45 kg)
A	448BC198C	Pull-Out Organizer 8" (202 mm)	Maple	8" x 19" x 25 1/2" (202 mm x 483 mm x 647 mm)	100 lb (45 kg)
A	448BC11C	Pull-Out Organizer 11" (356 mm)	Maple	11" x 22 1/2" x 25 1/2" (356 mm x 571 mm x 647 mm)	150 lb (68 kg)
A	448BC14C	Pull-Out Organizer 14" (280 mm)	Maple	14" x 22 1/2" x 25 1/2" (280 mm x 571 mm x 647 mm)	150 lb (68 kg)
B	448SR111	Spice Rack	Maple	10" x 21" x 4 7/8" (254 mm x 534 mm x 124 mm)	
B	448SR81	Spice Rack	Maple	7" x 21" x 4 7/8" (178 mm x 534 mm x 124 mm)	
C	432BF3C	Base Cabinet Filler 3" (76 mm)	Maple	3" x 23" x 30" (76 mm x 584 mm x 762 mm)	100 lb (45 kg)
C	432BF6C	Base Cabinet Filler 6" (152 mm)	Maple	6" x 23" x 30" (152 mm x 584 mm x 762 mm)	100 lb (45 kg)
C	432BF9C	Base Cabinet Filler 9" (229 mm)	Maple	9" x 23" x 30" (229 mm x 584 mm x 762 mm)	150 lb (68 kg)
D	54806CR	Door Mounted Basket	Chrome	5 1/2" x 19 3/4" x 19 1/2" (140 mm x 482 mm x 498 mm)	50 lb (23 kg)

Base Units

Various storage solutions for lower cabinets, for easy and quick access to their contents.



Heavy Duty chrome appliance lift, fits in all type of cabinets. Side mounted. Width depends on the weight of the shelf / max. 60 lb (27 kg). Shelf not included.



Perfect storage solution for fruits and vegetables. Includes: one basket, 2 side mount rails and 1 clear polymer liner.



Bread cover for drawer. One piece cover with molded-in handle and rear stop. Adjustable sliding rails.



Clear bread cover for drawer available.

FIG	CODE	DESCRIPTION	FINISHED	PRODUCT DIMENSIONS (WxDxH)	LOAD RATING
A	RASMLHDCR	Heavy Duty Appliance Lift	Chrome	Spec sheet available on www.richelieu.com	60 lb (27 kg)
B	7041500	Pull-Out Rattan Basket	Natural	11 1/4" x 21 1/4" x 7 3/8" (311 mm x 540mm x 188 mm)	
B	7041800	Pull-Out Rattan Basket	Natural	14 1/4" x 21 1/4" x 7 3/8" (362 mm x 540mm x 188 mm)	
C	20030	Bread Drawer Cover	White	16 1/4" x 21 3/4" (426 mm x 553mm)	
D	BDC20020	Bread Drawer Cover	Clear	16 1/4" x 21 3/4" (426 mm x 553mm)	

Top Cabinets

Convenient access to all items stored in the upper cabinets.



A



448WC systems for upper cabinets have four shelves, of which three are adjustable in height. Equipped with the patented Tri-Slide System (side and center slides). Each shelf comes with a chrome rails to prevent items from falling.



Tri-Slide System

B



Pull-down shelving system. Bring your entire cabinet contents down to your height. This system lowers 10" (254 mm) to allow an easy access.

C



Sliding baskets to be installed between cabinets.

FIG	CODE	DESCRIPTION	FINISHED	PRODUCT DIMENSIONS (WxDxH)	LOAD RATING
A	448WC5C	Pull-Out System	Maple	5" x 10 3/4" x 26 1/4" (127mm x 237 mm x 667 mm)	100 lb (45 kg)
A	448WC8C	Pull-Out System	Maple	8" x 10 3/4" x 26 1/4" (204mm x 237 mm x 667 mm)	100 lb (45 kg)
B	5160140	Pull-Down Shelf	Grey/Chrome	20 1/4" x 10 1/2" x 18 5/16" (515 mm x 268 mm x 465 mm)	17 lb (8 kg)
B	5190140	Pull-Down Shelf	Grey/Chrome	32" x 10 1/2" x 18 5/16" (813 mm x 268 mm x 465 mm)	26 lb (12 kg)
C	432WF3C	Wall Pull-Out Filler	Maple	3" x 11 1/8" x 30" (76 mm x 283 mm x 762 mm)	100 lb (45 kg)
C	432WF6C	Wall Pull-Out Filler	Maple	6" x 11 1/8" x 30" (152 mm x 283 mm x 762 mm)	100 lb (45 kg)
C	432WF363C	Wall Pull-Out Filler	Maple	3" x 11 1/8" x 36" (76 mm x 283 mm x 915 mm)	100 lb (45 kg)
C	432WF366C	Wall Pull-Out Filler	Maple	6" x 11 1/8" x 36" (152 mm x 283 mm x 915 mm)	100 lb (45 kg)
C	432WF393C	Wall Pull-Out Filler	Maple	3" x 11 1/8" x 39" (76 mm x 283 mm x 991 mm)	100 lb (45 kg)
C	432WF396C	Wall Pull-Out Filler	Maple	6" x 11 1/8" x 39" (152 mm x 283 mm x 991 mm)	100 lb (45 kg)
C	432WF423C	Wall Pull-Out Filler	Maple	3" x 11 1/8" x 42" (76 mm x 283 mm x 1067 mm)	100 lb (45 kg)
C	432WF426C	Wall Pull-Out Filler	Maple	6" x 11 1/8" x 42" (152 mm x 283 mm x 1067 mm)	100 lb (45 kg)

Interior baskets

Line of versatile and practical door-mounted bins.



These polymer baskets can be installed in upper or base cabinets. They are sold individually. Supplied with screw-in clips. Can also be mounted on standards (see C).



Door Storage Standards




These wood baskets give a contemporary look with their chrome front. May be installed individually with screw-in clips or with standards (see C).

These spice or wrapping paper racks are available in 3 widths. Rear supports are adjustable up to 5" (127 mm), for a perfect fit on a wide variety of doors.

FIG	CODE	DESCRIPTION	FINISHED	PRODUCT DIMENSIONS (WxDxH)
A	62351430	Shelf with Screw-In Clips	White	13 3/4" x 4 1/4" x 3 9/16" (350 mm x 110 mm x 95 mm)
B	42311452	Wood Shelf with Screw-In Clips	Maple	13 3/4" x 4 1/4" x 3 5/8" (350 mm x 110 mm x 91 mm)
B	42312052	Shelf in Wood with Screw-In Clips	Maple	19 3/4" x 4 1/4" x 3 5/8" (502 mm x 110 mm x 91 mm)
C	62322610	Door Storage Standards	Aluminum	26" (660 mm)
C	62325810	Door Storage Standards	Aluminum	58" (1473 mm)
D	4SR15	Wood Door Mounted Spice Rack	Maple	9 5/8" x 3 1/8" x 21 1/2" (245 mm x 79 mm x 546 mm)
D	4SR18	Wood Door Mounted Spice Rack	Maple	12 5/8" x 3 1/8" x 21 1/2" (321 mm x 79 mm x 546 mm)
D	4SR21	Wood Door Mounted Spice Rack	Maple	15 5/8" x 3 1/8" x 21 1/2" (397 mm x 79 mm x 546 mm)
E	4WFR151	Wood Foil Rack	Maple	10 1/8" x 4" x 8" (257 mm x 102 mm x 203 mm)
E	4WFR181	Wood Foil Rack	Maple	13 1/8" x 4" x 8" (334 mm x 102 mm x 203 mm)
E	4WFR211	Wood Foil Rack	Maple	16 1/8" x 4" x 8" (410 mm x 102 mm x 203 mm)

Recycling Centres 5349 series

Become environment-smart with this efficient solution for sorting your trash.



Door mounting extension brackets for 5349 series are sold separately.



This assortment of single and double pull-out containers features heavy-duty self-closing slides that provides perfect support and stability. Fully adjustable door mounting frame included.

Features full extension heavy-duty brushed aluminum self closing slides. Fully adjustable door mounting frame included. Containers are available in white or grey.

FIG	CODE	DESCRIPTION	FINISHED	PRODUCT DIMENSIONS (WxDxH)	LOAD RATING
A	534915DM117	Single 35 Qt Pull-Out Container	Grey	10 3/4" x 21 15/16" x 19 1/4" (273 mm x 557 mm x 489 mm)	100 lb (45 kg)
B	534918DM217	Double 35 Qt Pull-Out Containers	Grey	14 13/16" x 22 1/8" x 19 1/4" (376 mm x 562 mm x 489 mm)	100 lb (45 kg)
B	53491527DM217	Double 27 Qt Pull-Out Containers	Grey	11 11/16" x 22 1/4" x 18 15/16" (297 mm x 565 mm x 481 mm)	100 lb (45 kg)
B	53492150DM217	Double 50 Qt Pull-Out Containers	Grey	14 13/16" x 22 1/8" x 22 15/16" (376 mm x 562 mm x 583 mm)	100 lb (45 kg)
B	53492150DM2	Double 50 Qt Pull-Out Containers	White	14 13/16" x 22 1/8" x 22 15/16" (376 mm x 562 mm x 583 mm)	100 lb (45 kg)
C	53491830	Double 35 Qt Pull-Out Containers	White	14 13/16" x 22 1/8" x 19 1/4" (376 mm x 562 mm x 489 mm)	100 lb (45 kg)
D	5345DM52	Door Mounting Extension Brackets (4)	Chrome		

NOTE: 1 Qt = 0.9524 Litre

Recycling Centres RV and other series

Become environment-smart with this efficient solution for sorting your trash.



4WC series. Made from solid wood. Bottom-mounted. Features full extension slides. Door mounting brackets included.



RV9PB and RV12PB series ship with 3/4 extension slides. Products N° RV14PBS, N° RV15PB2S and N° RV18PB2S ship with full extension slides.



For RV series, the door mounting kit is sold separately.



Countertop waste container. Perfect for storing organic waste for composting.

FIG	CODE	DESCRIPTION	FINISHED	PRODUCT DIMENSIONS (WxDxH)	LOAD RATING
A	4WC15DM1	Single 35 Qt Pull-Out Container	White	11 1/4" x 21 3/4" x 19 1/4" (286 mm x 553 mm x 489 mm)	150 lb (68 kg)
B	4WC18DM2	Double 35 Qt Pull-Out Container	White	14 1/4" x 21 3/4" x 19 1/4" (362 mm x 553 mm x 489 mm)	150 lb (68 kg)
C	RV9PB	Single 30 Qt 3/4 Extension	White	9 1/2" x 22" x 19 1/4" (242 mm x 559 mm x 489 mm)	75 lb (34 kg)
C	RV12PB	Single 35 Qt 3/4 Extension	White	10 5/8" x 22" x 19 1/4" (270 mm x 559 mm x 489 mm)	75 lb (34 kg)
C	RV14PBS	Single 20 Qt 3/4 Extension	White	14 5/8" x 16" x 16 3/8" (372 mm x 407 mm x 416 mm)	100 lb (45 kg)
D	RV15PB2S	Double 27 Qt Full Extension	White	11 13/16" x 22 1/4" x 19 1/8" (300 mm x 565 mm x 486 mm)	100 lb (45 kg)
D	RV18PB2S	Double 35 Qt Full Extension	White	14 3/8" x 22" x 19 1/4" (365 mm x 559 mm x 489 mm)	100 lb (45 kg)
E	RVDMKIT	Heavy Duty Door Mounting Kit	White		
F	806015SS	Counter Mount Waste Container	St. Steel/Black	Diam. 12 1/4" x Depth 13 1/4" (331 mm x 337mm)	

NOTE: 1 Qt = 0.9524 Litre

3/4 Swiveling Trays

Get an easy and practical access to your corner cabinet contents with our wide choice of swiveling trays.



A



LD4BW series has a 2" (51 mm) rim, is assembled with 2 dowels and almond-coloured tray supports. The chrome mast is adjustable in height from 26" to 31" (660 to 787 mm).



Laminated
Hardwood Rim



Doweled Butt
Joints (2)

B



4WLS series has a 1 5/8" (41 mm) solid hardwood rim and almond-coloured tray supports. The chrome mast is adjustable in height from 26" to 31" (660 to 787 mm).



Solid
Hardwood Rim



Finger Joints


FIG	CODE	DESCRIPTION	FINISHED	PRODUCT DIMENSIONS (Diameter)
A	LD4BW472281	1 Set of 2 - 3/4 Trays	Maple	28" (712 mm)
A	LD4BW472321	1 Set of 2 - 3/4 Trays	Maple	32" (813 mm)
B	4WLS4722852	1 Set of 2 - 3/4 Trays	Maple	28" (712 mm)
B	4WLS4723252	1 Set of 2 - 3/4 Trays	Maple	32" (813 mm)

Round Swiveling Trays


Get an easy and practical access to your corner cabinet contents with our wide choice of swiveling trays.



A



LD4BW series has a 2" (51 mm) rim, is assembled with 2 dowels and almond-coloured tray supports. The chrome mast is adjustable in height from 26" to 31" (660 to 787 mm).

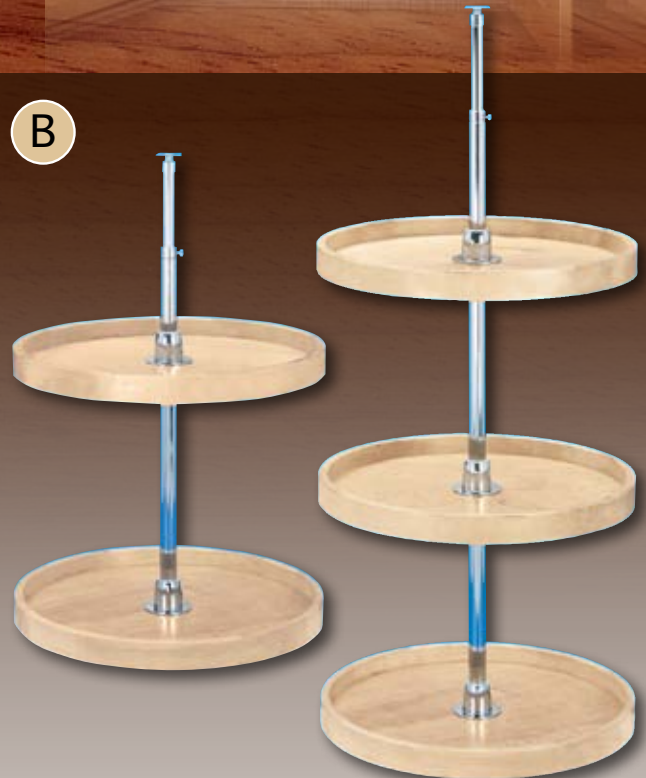


Laminated
Hardwood Rim



Doweled Butt
Joints (2)

B



Series 4WLS has a 1 5/8" (41 mm) solid hardwood rim and almond-coloured tray supports. The chrome mast is adjustable in height from 26" to 31" (660 to 787 mm).



Solid
Hardwood Rim



Finger Joints

FIG	CODE	DESCRIPTION	FINISHED	PRODUCT DIMENSIONS (Diameter)
A	LD4BW062181	1 Set of 2 – Round Tray	Maple	18" (457 mm)
A	LD4BW06318361	1 Set of 3 – Round Tray	Maple	18" (457 mm)
B	4WLS0721852	1 Set of 2 – Round Tray	Maple	18" (457 mm)
B	4WLS07318536	1 Set of 3 – Round Tray	Maple	18" (457 mm)



Polymer Swiveling Trays

Get an easy and practical access to your corner cabinet contents with our wide choice of swiveling trays.

A



B



C



D



Made of polymer.

FIG	CODE	DESCRIPTION	COLOUR	PRODUCT DIMENSIONS (Diameter)
A	647230241	1 Set of 2 - 34 Trays	White	24" (610mm)
A	647230281	1 Set of 2 - 34 Trays	White	28" (711 mm)
A	647230321	1 Set of 2 - 34 Trays	White	32" (813 mm)
A	64723024	5 Sets of 2 - 34 Trays	White	24" (610mm)
A	64723028	5 Sets of 2 - 34 Trays	White	28" (711 mm)
A	64723032	5 Sets of 2 - 34 Trays	White	32" (813 mm)
B	60131811526	1 Set of 3 - Round Tray	White	18" (457 mm)
C	6421281152	1 3/4 Tray with Pivot	White	28" (711 mm)
D	68823111570	1 Set of 2 Swiveling and Sliding Shelves	White	13 1/4" (337 mm min. opening required)

Pull-Out Laundry Basket

No more strewn dirty clothes. These sliding laundry baskets, practical and discreet, will simplify your daily routine.

A



Polymer hamper, with full extension slides. Installs easily at the bottom of the cabinet with 4 screws. Requires RVDMKIT door mounting kit (see D).

B



Brushed aluminium frame. Includes slides with soft-close mechanism, canvas liner bag and door mounting supports.

D



C



Polymer basket on solid maple base. Slides with soft-close mechanism and integrated door mounting supports.

FIG	CODE	DESCRIPTION	COLOUR	PRODUCT DIMENSIONS (WxDxH)
A	1520030	Pull-Out Laundry Basket	White	14 1/4" x 20" x 19 1/8" (362 mm x 508 mm x 492 mm)
B	559015CR	Pull-Out Laundry Basket	Chrome	14 1/2" x 18" x 19 1/4" (368 mm x 457 mm x 489 mm)
C	4WHRM15DM1	Pull-Out Laundry Basket	White	14 1/4" x 19 1/4" x 21" (362 mm x 489 mm x 534 mm)
D	RVDMKIT	Heavy Duty Door Mounting Kit	White	



Basket with white metallic (E) or chrome (F) wire. Basket shown in F includes a cream-coloured canvas lining. Requires RVDMKIT door mounting kit (see D).



Base Pull-Out Filler

Base pull-out filler available in 2 widths and 2 heights. Must be installed between 2 base cabinets.

FIG	CODE	DESCRIPTION	COLOUR	PRODUCT DIMENSIONS (WxDxH)
E	HRV1220S	Pull-Out Laundry Basket	White	11 7/8" x 18" x 19 3/8" (302 mm x 458 mm x 492 mm)
E	HRV1520S	Pull-Out Laundry Basket	White	14 3/4" x 18" x 19 3/8" (375 mm x 458 mm x 492 mm)
F	HRV1520SCR	Pull-Out Laundry Basket	Chrome	14 3/4" x 18" x 19 3/8" (375 mm x 458 mm x 492 mm)
G	432VF263	Base Pull-Out Filler	Maple	3" x 19" x 26" (76 mm x 483 mm x 661 mm)
G	432VF266	Base Pull-Out Filler	Maple	6" x 19" x 26" (152 mm x 483 mm x 661 mm)
G	432VF303	Base Pull-Out Filler	Maple	3" x 19" x 30" (76 mm x 483 mm x 762 mm)
G	432VF306	Base Pull-Out Filler	Maple	6" x 19" x 30" (152 mm x 483 mm x 762 mm)



CANADA
1 800 361-6000

ALBERTA
Calgary
Edmonton

BRITISH COLUMBIA
Kelowna
Vancouver
Victoria

MANITOBA
Winnipeg

NEW BRUNSWICK
Moncton

NEWFOUNDLAND
St. John's

NOVA SCOTIA
Halifax

ONTARIO
Barrie
Kitchener
Mississauga
Ottawa
Sudbury
Thunder Bay
Toronto

QUÉBEC
Drummondville
Laval
Longueuil
Montréal
Québec

SASKATCHEWAN
Regina
Saskatoon

UNITED STATES
1 800 619-5446

CONNECTICUT
Hartford

FLORIDA
Dania Beach
Hialeah
Pompano Beach
Riviera Beach

GEORGIA
Atlanta

ILLINOIS
Chicago

KENTUCKY
Louisville

MASSACHUSETTS
Boston

MICHIGAN
Detroit

NEW JERSEY
Avenel
Lincoln Park

NEW YORK
New York
Syracuse

NORTH CAROLINA
Charlotte
High Point
Raleigh

OHIO
Cincinnati
Columbus

OREGON
Portland

SOUTH CAROLINA
Greenville

TENNESSEE
Nashville

WASHINGTON
Seattle