



**EXCELSIUS**  
CABINET DOORS

**DECORATIVE  
LAMINATE  
COLLECTION**



**Richelieu**

# Description

The **Decorative Laminate Collection** doors offer many opportunities for woodworking professionals to carry out any type of project. Moreover, these doors are available custom-made for fabricators, with a range of complementary products having identical colors: edgebanding, high-pressure laminate and an array of components.

The **Decorative Laminate Collection** doors are available in several colors and finishes. These trendy products are synonymous with quality and durability for all your kitchen, bathroom, closet organizer and various furniture projects.

## KEY FEATURES:

- Substrate is ¾" MDF covered with a high-pressure laminate on 2 sides
- Several colors and finishes available
- Color matching with other materials (edgebanding, high-pressure laminate)
- Add doors and components easily
- Back, door front, and components all have identical colors and texture
- High thermal and scratch resistance
- Easy maintenance
- The industry's best production lead-times

## OPTIONS:

- ✓ Choice of edgebanding
- ✓ Choice of built-in handles
- ✓ Components program
- ✓ Choice of the wood grain direction
- ✓ Available with matching wood grain (sequential)

## RECOMMENDATION:

We recommend the use of a third hinge (non-sprung) on doors measuring 36" and more in height.

# Calabria Model



**Vertical Grain\***

HEIGHT	
Minimum	Maximum
3 3/4"	95"
95 mm	2413 mm

WIDTH	
Minimum	Maximum
3 3/4"	47"
95 mm	1194 mm



**Horizontal Grain\***

HEIGHT	
Minimum	Maximum
3 3/4"	47"
95 mm	1194 mm

WIDTH	
Minimum	Maximum
3 3/4"	95"
95 mm	2413 mm

*\*Doors measuring 50" and more are not covered by warranty*

## Options

### EDGE BANDING

Will cover all edges of the door. You can choose from different types of edgebanding to match with your door.

### HANDLES

Available with or without a built-in handle. Doors with handles will be pre-drilled for the selected handle. Handles and screws will be provided separately but not installed.

See page 5 for more details.




**3D Bicolor**



**ABS-High gloss**



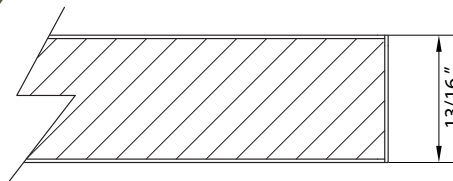
**PVC-Linear**



**PVC-Aluminum**

For color availability, see the **DECORATIVE LAMINATE** COLLECTION color chart (tab).

## Profile



3/4" MDF panel covered with high-pressure decorative laminate and all edges machined.



# Components and types of sequencing



The components are available with the **Decorative Laminate Collection**. The components are available in **all colors and textures** of the **Decorative Laminate Collection**.

## Components and specialty panels

Our specialty panels, manufactured in the size of your choice, have one or more square edges (not machined), optionally edgebanded with a broad selection of edgebanding. They are suitable as doors on a corner module (Lazy Susan), as end panels, fillers, etc.

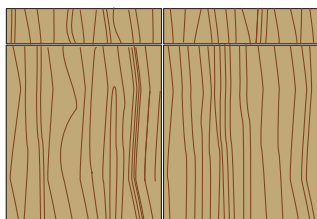
When ordering, please indicate which edges should be square and whether they should be edgebanded or not. Laminate sheets, edgebanding, and different types of panels are also available.

*Please consult the price list and check availability with Richelieu.*



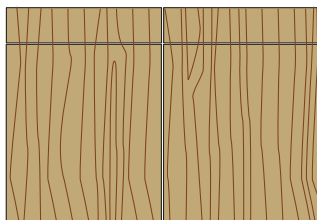
## Types of sequencing

Our doors can be manufactured either in a sequenced way or not. Our doors and drawer fronts have a standard vertical or horizontal wood grain for both types of sequencing methods.



### Non-sequenced method

The production of doors is done randomly. That is, they will be fabricated at random and each one will display its own characteristics (graining, shades, etc.). This method is the **standard method** of production in the industry.



### Sequenced method

The production of doors takes into account the exact position of each door relative to the next; each door becomes a visual extension of adjacent doors. This method results in a harmonious look for the entire work, and a surcharge for this method applies (Maximum 4' x 8' and built-in handles not available).

Please use our WEB program to order.

### TYPES OF SEQUENCING


Row (side by side)



Column




Column and row




### TYPES OF SEQUENCING NOT AVAILABLE

*The T sequences are not available due to technical reasons. To achieve them, we recommend ordering one larger panel to fit your two doors and cutting them yourself. We will provide you with the necessary edgebanding.*

T Row assembly



T Column assembly



# Built-in Handles†

## Handle #1

Completely built-in handle.

Width: 6-3/4" (171 mm)

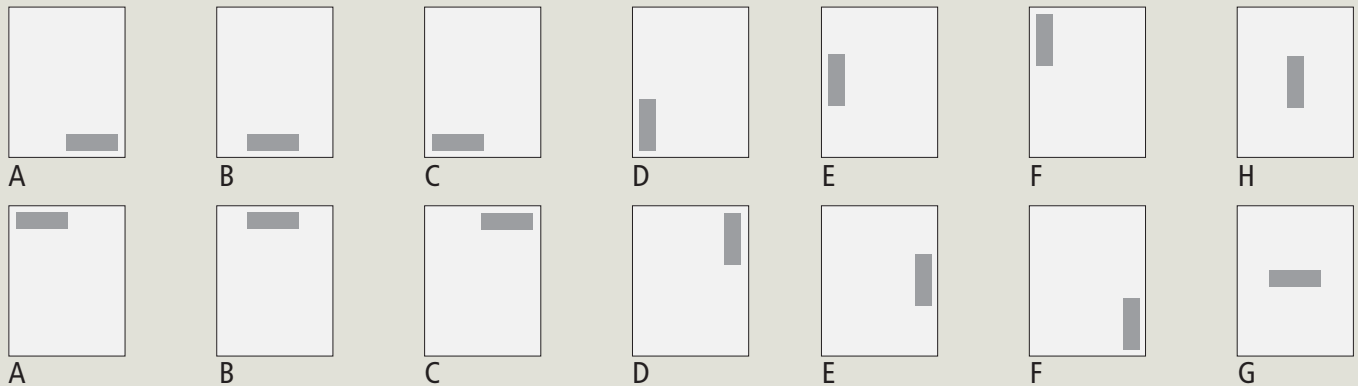
Height: 2" (51 mm)

Finish: 195 (Brushed nickel)

HANDLE	DOOR	
POSITIONS	Minimum width	Minimum height
A-B-C-G	8 9/16" (218 mm)	3 3/4" (95 mm)
D-E-F-H	3 3/4" (95 mm)	8 9/16" (218 mm)



### AVAILABLE POSITIONS



In the A to F positions, the long side of the handle is placed 7/8" from the edge of the door. In the A, C, D and F positions, the short side of the handle is placed 7/8" from the edge of the door. Add 2 mm if using the PVC-Aluminum edge.

## Handle #2

Periphery handle.

Width: 5 7/16" (138 mm)

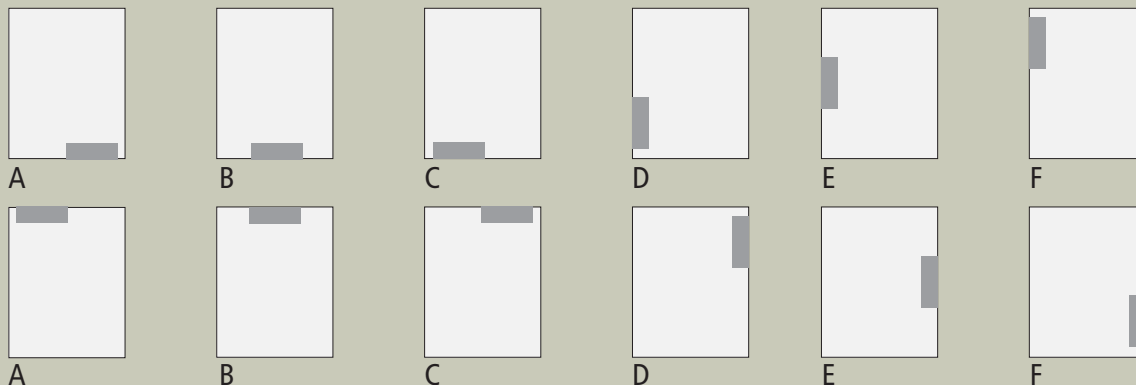
Height: 1 1/8" (29 mm)

Finish: 174 (Matte chrome)

HANDLE	DOOR	
POSITIONS	Minimum width	Minimum height
A-B-C	7 7/16" (189 mm)	3 3/4" (95 mm)
D-E-F	3 3/4" (95 mm)	7 7/16" (189 mm)



### AVAILABLE POSITIONS



**ATTENTION:**  
The handle exceeds the door by 3/64" (1.2 mm).  
Plan your space accordingly.

In the A, C, D and F positions, the short side of the handle is placed 1" from the edge of the door. Add 2 mm if using the PVC-Aluminum edge.

† Built-in handles not available with the sequenced method.

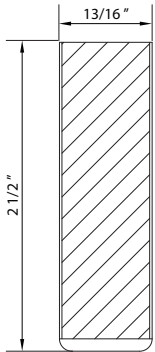




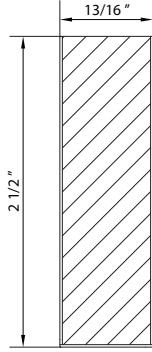
# Complementary products

## LIGHT SHIELDS

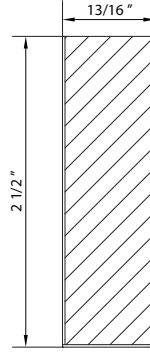
**Calabria  
PVC-Aluminum**



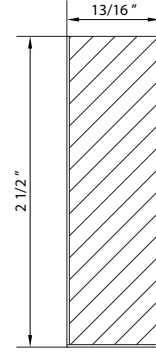
**Calabria  
3D Bicolor**



**Calabria  
ABS-High gloss**



**Calabria  
PVC-Linear**



### Other complementary products

**3D EDGEBANDING**  
492' x 15/16" x 1 mm

**ABS-HIGH GLOSS EDGEBANDING**  
492' x 15/16" x 1 mm



















**PVC-LINEAR EDGEBANDING**  
600' x 15/16" x 0,030"

**PVC-ALUMINUM EDGEBANDING**  
246' x 15/16" x 2 mm

**LAMINATE SHEETS 1/32"**

# Available colors March 2012 (M-O)

Printed colors may differ from reality.  
For more accuracy, check the sample with Richelieu.

<i>High gloss finish (code 01)</i>		<i>Linear finish (code 18)</i>	
 <b>Antique white</b> Wilsonart/1572	 <b>Regimental red</b> Wilsonart/D12	 <b>Antique white</b> Wilsonart/1572	 <b>Regimental red</b> Wilsonart/D12
 <b>Frosty white</b> Wilsonart/1573	 <b>North sea</b> Wilsonart/D90	 <b>Designer white</b> Wilsonart/D354	 <b>North sea</b> Wilsonart/D90
 <b>Black</b> Wilsonart/1595	 <b>Slate grey</b> Wilsonart/D91	 <b>Black</b> Wilsonart/1595	 <b>Slate grey</b> Wilsonart/D91
 <b>Madagascar</b> Wilsonart/7944	 <b>Pepperdust</b> Wilsonart/D327	 <b>Asian night</b> Wilsonart/7949	 <b>Pepperdust</b> Wilsonart/D327
 <b>Asian night</b> Wilsonart/7949			



# Production Lead-times

## REGULAR ORDERS:

The maximum production lead-time (date leaving the factory) for a regular order is ten business days. To compute the business days, start counting from the day following reception of the signed order at our factory. Whenever possible, we will produce the orders as soon as possible. If, for reasons beyond our control, production time should exceed ten business days, we will notify the customer immediately.

## SPECIAL ORDERS: ADDITION\*

ADDITION (1 to 5 units)

- Order received before 10:30 AM: Leaves the factory the same day<sup>†</sup>
- Order received after 10:30 AM: Leaves the factory the following business day

ADDITION (6 units and more)

- Orders of more than 5 units that are marked "ADDITION" will be processed as normal orders with a maximum production time of ten business days.

## SPECIAL ORDERS: REMAKE\*\*

REMAKE (1 to 5 units)

- Order received before 10:30 AM: Leaves the factory the same day<sup>†</sup>
- Order received after 10:30 AM: Leaves the factory the following business day

REMAKE (6 to 10 units)

- Order received before 10:30 AM: Leaves the factory the following business day
- Order received after 10:30 AM: Leaves the factory on the second business day

REMAKE (11 units and more)

- Order received before 10:30 AM: Leaves the factory on the second business day
- Order received after 10:30 AM: Leaves the factory on the third business day

**Note:** *The time given is the reception time of the order by email at our factory and NOT at Richelieu.*

*\*ADDITION: Error or omission on the part of the cabinet maker on an order already produced and delivered during the previous 30 days.*

*\*REMAKE: Error or omission on the part of the manufacturer, remakes involve no cost for the cabinet maker.*

*†This delay could be of 2 business days during winter time.*

## EXPRESS ORDERS:

We offer an Express service for your door orders from 1 to 5 business days depending on your needs (the business days start from the day after the order is confirmed).

The prices are as follows:

- 1 business day = surcharge of 60 %
- 2 business days = surcharge of 40 %
- 3 business days = surcharge of 25 %
- 4 business days = surcharge of 20 %
- 5 business days = surcharge of 15 %



All doors from the **Decorative Laminate Collection** are covered by a **5-year** limited warranty against all manufacturing defects.

## **INCLUDED:**

(Covered by the warranty)

- Wrong size (tolerance  $\pm 1/32"$  or  $\pm 0.8$  mm)
- Out of square (tolerance  $\pm 1/32"$  or  $\pm 0.8$  mm out of square)
- Warping greater than tolerance (see General Rules)
- Loosening of high-pressure laminate from MDF substrate
- Delamination of MDF substrate

For such inclusions to be covered, the door must not have suffered any shocks, exposure to a source of heat, contact with water or any other liquid substances. Moreover, it must have been installed according to recognized industry practices.

## **GENERAL RULES:**

- All claims must be lodged before the expiration of the warranty period, i.e., 5 years from the delivery date of the doors. Replacement or repair of a door may in no case extend the original 5-year warranty.
- Both invoice and defective door must be returned to *Lecxeco inc.* for expert examination.
- The doors to be replaced will be invoiced at 100% and a credit will be produced following examination of the defective doors.
- If, at the time the warranty is being used, the color and/or model of the doors in question are no longer available for reasons beyond our control, we reserve the right to replace (or credit) the defective door(s) with another equivalent color or model without compensation for the balance of the doors of the same order.
- Transportation costs for the delivery of the replacement doors are subject to the same coverage percentages as the doors being replaced.
- The warranty is limited to the replacement or repair of the defective door without any compensation for labour and/or loss of use of the product.
- The warping warranty only applies to doors 32" or less with a 1/8" tolerance (measured at center, with the door flat on a very straight surface, e.g., panel saw).
- Warping problems must be detected and reported within 10 days following reception of the order, and the defective door(s) must not have been altered in any way (drilled for hinges, handles installed, etc).
- Door claims that involve breakage at the reception of the order with no damaged box must be made within five days following reception of the order, and the defective door(s) must not have been altered in any way (drilled for hinges, handles installed, etc). The door(s) in question must be returned to *Lecxeco inc.*
- Doors measuring 50" and more are not covered by any warranty.
- The warranty coverage is prorated as follows:
  - 100% for the first two years
  - 75% for the third year
  - 50% for the fourth year
  - 25% for the fifth year

## **NOT INCLUDED:**

(Not covered by the warranty)

- Laminate and edgebanding breaks following shock, negligence, misuse, exposure to a source of excessive heat or contact with water or other liquid substance (swelling of material)
- All defects that result from misuse and/or use not in accordance with recognized industry practices
- Deterioration of a door that was exposed to abnormal temperature and/or humidity conditions
- Burns on one of the materials
- Stains on one of the door components
- Degradation of the product due to material aging or normal wear and tear

## **DOORS DAMAGED DURING TRANSPORTATION:**

When you receive the boxes, always make sure they have not been damaged during transportation before signing the delivery document. If any of the boxes have been damaged, write "Damaged Box" or "Damaged Boxes" on the waybill. You must keep the box(es) in question as well as the doors to be replaced for our claim to the transportation company. Notify us immediately about the problem so that repaired doors or replacement doors may be shipped to you as soon as possible.

## **MISSING BOXES:**

When you receive the boxes, please make sure the number of boxes delivered matches the number shown on the delivery document. If some boxes are missing, write "Missing Boxes" on the document before signing it, indicating the number of missing boxes. Notify us immediately about the problem so that a search can be made to locate the missing package(s).





## CANADA

Tel.: 1 866 979-5999 • Fax: 1 866 421-8477

### ALBERTA

Calgary  
Edmonton

### BRITISH COLUMBIA

Kelowna  
Vancouver  
Victoria

### MANITOBA

Winnipeg

### NEW BRUNSWICK

Moncton

### NOVA SCOTIA

Halifax

### ONTARIO

Barrie  
Kitchener  
Mississauga

Ottawa

Sudbury  
Thunder Bay  
Toronto

### QUÉBEC

Drummondville  
Laval  
Longueuil

Montréal

Québec

### SASKATCHEWAN

Regina  
Saskatoon

### NEWFOUNDLAND

St. John's

## UNITED STATES

Tel.: 1 877 556-5150 • Fax: 1 877 556-5151

### CONNECTICUT

Hartford

### FLORIDA

Dania Beach  
Hialeah  
Pompano Beach  
Riviera Beach

### GEORGIA

Atlanta

### ILLINOIS

Chicago

### INDIANA

Indianapolis

### KENTUCKY

Louisville

### MASSACHUSETTS

Boston

### MICHIGAN

Detroit

### NEW JERSEY

Avenel  
Lincoln Park

### NEW YORK

New York  
Syracuse

### NORTH CAROLINA

Charlotte  
Greensboro  
High Point  
Raleigh

### OHIO

Cincinnati  
Cleveland  
Columbus

### OREGON

Portland

### SOUTH CAROLINA

Greenville

### TENNESSEE

Nashville

### WASHINGTON

Seattle

